

Stage 4

RULES: Practical Shooting Handbook, Latest Edition **COURSE DESIGNER:** Jason Casselman

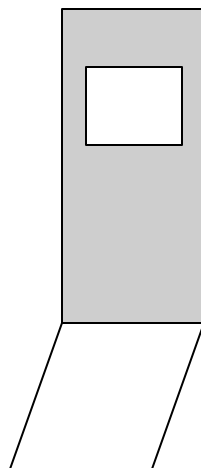
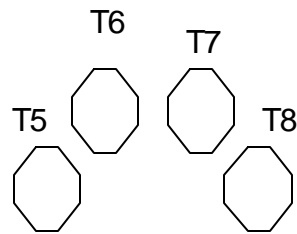
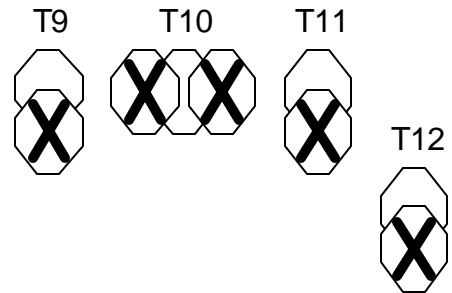
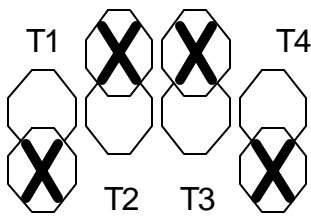
START POSITION: Standing behind barricade, hands relaxed at sides

STAGE PROCEDURE

On signal, engage each target. From behind barricade.

SCORING

SCORING: Comstock, 24 rounds, 120 points
TARGETS: 12 Classic
SCORED HITS: Best per IPSC,
START-STOP: Audible - Last shot
PENALTIES: Procedural. -10
 No-shoot hit. -10
 Miss. -10



SETUP NOTES: Left target group has half or more of the A-zone of each target exposed. The right target group has one quarter or less of the A-zone of each target exposed. The centre target group is fully exposed, and located no further than 4 meters from the Barricade.

RO NOTES: