

# Stage 2

**RULES:** Practical Shooting Handbook, Latest Edition    **COURSE DESIGNER:** Jason Casselman

**START POSITION:** Sitting in chair, both knees under table, hands flat on tabletop. Gun unloaded with all required magazines on table.


### STAGE PROCEDURE

On signal, from behind table only engage all targets.

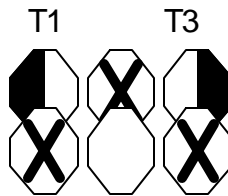
### SCORING

**SCORING:** Comstock, 8 rounds, 40 points  
**TARGETS:** 3 IPSC, 2 eight inch plates  
**SCORED HITS:** Best per IPSC, KD = 1A  
**START-STOP:** Audible - Last shot  
**PENALTIES:** Procedural. -10  
No-shoot hit. -10  
Miss. -10

P1




8" plate with  
shrouding



T2


P2



8" plate with  
shrouding

Fault Line

Fault Line



### SETUP NOTES :

T1 and T3 are mounted 5 feet at the top, T2 and associated no-shoots are mounted to centre of A-zone of T1 and T3, as shown.

### RO NOTES :